



Westbury Aluminum Railings Gallery

Tuscany Series C10 & C101



The Tuscany Series adds a touch of class with classic 2-rail designs. These designs are accented with a stylish top rail and 3/4" square or round spindles along with a variety of satin, textured, and multi-color finished, and a lifetime limited warranty. Featuring classic designed to warm your heart as you are greeted home.

Specifications:

- Railing Heights: 36", 42"
- Railing Lengths: 3', 4', 5', 6', 7', 8'
- Stair Rail Lengths: 3', 4', 5', 6', 7', 8'
- C10 Spindle: 3/4" x 3/4" x (.053" wall)
- C101 Spindle: 3/4" Round (.060" wall)
- Spindle Spacing: 3.875"
- Stylish Top Rail: 1 - 3/4" w (.090") x 1 - 3/8" t (.085")
- Bottom Rail: 1 - 3/4" w (.090") x 1 - 1/4" t (.120")

Montego Style C20



The Montego Series creates an eye-catching design with the curved lines of the architectural balusters and a definitive 2-rail design. You'll want to roll out the red carpet for these luxurious designs.

Specifications:

- Railing Heights: 36", 42"
- Railing Lengths: 4', 5', 6', 7', 8'
- Stair Rail Lengths: 4', 5', 6', 7', 8'
- Architectural Baluster: 3/4" x 3/4" x (.053" wall)
- Architectural Baluster Spacing 3.875"
- Stylish Top Rail: 1 - 3/4" w (.090") x 1 - 3/8" t (.085")
- Bottom Rail: 1 - 3/4" w (.090") x 1 - 1/4" t (.120")

Riviera Styles C30 & C301



The dynamic 3-rail design of the Riviera Series combined with a variety of styles make a statement all by themselves. Added to your deck, porch, or patio, you'll have a masterpiece.

Specifications:

- Railing Heights: 36", 42"
- Railing Lengths: 3', 4', 5', 6', 7', 8'
- Stair Rail Lengths: 3', 4', 5', 6', 7', 8'
- C30 Spindle: 3/4" x 3/4" x (.053" wall)
- C301 Spindle: 3/4" Round (.060" wall)
- Spindle Spacing: 3.875"
- Stylish Top Rail: 1 - 3/4" w (.090") x 1 - 3/8" t (.085")
- Mid Rail: 1 - 3/4" w (.070") x 1 - 1/4" t (.070")
- Bottom Rail: 1 - 3/4" w (.090") x 1 - 1/4" t (.120")

Riviera "R" Styles C30R & C301R



Adding rings to the 3-rail design embrace a sophisticated appearance. With an option of Style C30R 3/4" square or Style C301R 3/4" round spindles, you can create your own design to fit your lifestyle.

Specifications:

Railing Heights: 36", 42"
Railing Lengths: 3', 4', 5', 6', 7', 8'
Stair Rail Lengths: 3', 4', 5', 6', 7', 8'
C30R Spindle: 3/4" x 3/4" x (.053" wall)
C301R Spindle: 3/4" Round (.060" wall)
Spindle Spacing: 3.875"
Stylish Top Rail: 1 - 3/4" w (.090") x 1 - 3/8" t (.085")
Mid Rail: 1 - 3/4" w (.070") x 1 - 1/4" t (.070")
Bottom Rail: 1 - 3/4" w (.090") x 1 - 3/4" t (.120")

Riviera I Styles C31 & C311



You can create a high quality appearance with the designs of Style C31 or C311. Style C31 utilizes a 3-rail design including 3/4" square spindles while Style C311 is comprised of the 3-rail design along with 3/4" round spindles.

Specifications:

Railing Heights: 36", 42"
Railing Lengths: 3', 4', 5', 6', 7', 8'
Stair Rail Lengths: 3', 4', 5', 6', 7', 8'
C31 Spindle: 3/4" x 3/4" x (.053" wall)
C311 Spindle: 3/4" Round (.060" wall)
Spindle Spacing: 3.875"
Stylish Top Rail: 1 - 3/4" w (.090") x 1 - 3/8" t (.085")
Mid Rail: 1 - 3/4" w (.070") x 1 - 1/4" t (.070")
Bottom Rail: 1 - 3/4" w (.090") x 1 - 3/4" t (.120")

Riviera II Styles C32 & C321




The Riviera II Series embraces a proud statement by taking the ordinary to the extraordinary. The look and feel of every other spindle in the top section compliments the full spindles below.

Specifications:

Railing Heights: 36", 42"
Railing Lengths: 3', 4', 5', 6', 7', 8'
Star Rail Lengths: 3', 4', 5', 6', 7', 8'
C32 Spindle: 3/4" x 3/4" x (.053" wall)
C321 Spindle: 3/4" Round (.060" wall)
Spindle Spacing: 3.875"
Stylish Top Rail: 1 - 3/4" w (.090") x 1 - 3/8" t (.085")
Mid Rail: 1 - 3/4" w (.070") x 1 - 1/4" t (.070")
Bottom Rail: 1 - 3/4" w (.090") x 1 - 1/4" t (.120")

Riviera III Styles C33 & C331



The Riviera III Series design places every third spindle in the top section while the bottom section contains spindles within the entire section. Style C33 is created with 3/4" square spindles. Style C331 captures a different feel with 3/4" round spindles.

Specifications:

Railing Heights: 36", 42"
Railing Lengths: 3', 4', 5', 6', 7', 8'
Star Rail Lengths: 3', 4', 5', 6', 7', 8'
C33 Spindle: 3/4" x 3/4" x (.053" wall)
C331 Spindle: 3/4" Round (.060" wall)
Spindle Spacing: 3.875"
Stylish Top Rail: 1 - 3/4" w (.090") x 1 - 3/8" t (.085")
Mid Rail: 1 - 3/4" w (.070") x 1 - 1/4" t (.070")
Bottom Rail: 1 - 3/4" w (.090") x 1 - 1/4" t (.120")

Riviera IV Styles C34 & C341



For a more delicate appearance, the Riviera IV Series takes every fourth spindle in the top rail with a bottom section full of spindles. Style C34 has 3/4" square spindles while Style C341 is complimented with 3/4" round spindles.

Specifications:

Railing Heights: 36", 42"
Railing Lengths: 3', 4', 5', 6', 7', 8'
Star Rail Lengths: 3', 4', 5', 6', 7', 8'
C33 Spindle: 3/4" x 3/4" x (.053" wall)
C331 Spindle: 3/4" Round (.060" wall)
Spindle Spacing: 3.875"
Stylish Top Rail: 1 - 3/4" w (.090") x 1 - 3/8" t (.085")
Mid Rail: 1 - 3/4" w (.070") x 1 - 1/4" t (.070")
Bottom Rail: 1 - 3/4" w (.090") x 1 - 1/4" t (.120")

Veranda Style C70



The Veranda Series creates a phenomenal viewing area. The crystal clear design incorporates full glass panels into the classic 2-rail design. Whether you have a view of land or water, the Veranda Series gives you an open concept with security of full railing section.

Specifications:

Railing Heights: 36", 42"
Railing Lengths: 3', 4', 5', 6'
Star Rail Lengths: All Custom Ordered
Glass Panel: 1/4" Tempered Glass
Glass Panel Colors: Clear, Bronze, Grey
Stylish Top Rail: 1 - 3/4" w (.085") x 1 - 3/8" t (.085")
Bottom Rail: 1 - 3/4" w (.085") x 1 - 1/4" t (.085")


Colors

A variety of standard colors combined with the option of custom colors to compliment your home. From satin colors to textured colors to multi-colors, the possibilities are endless.

Satin
Black



Black Fine
Texture



Metallic
Bronze




Bronze Fine
Texture



Evergreen



Gloss
Beige



Gloss
White



Speckled
Walnut



Sandy
Shore



Chocolate



Note: Colors that appear on your browser may not accurately reflect the actual color of our products. Please contact Security Fence Company for information about actual product colors.